



# Santa Barbara County

POINT-IN-TIME COUNT  
2020

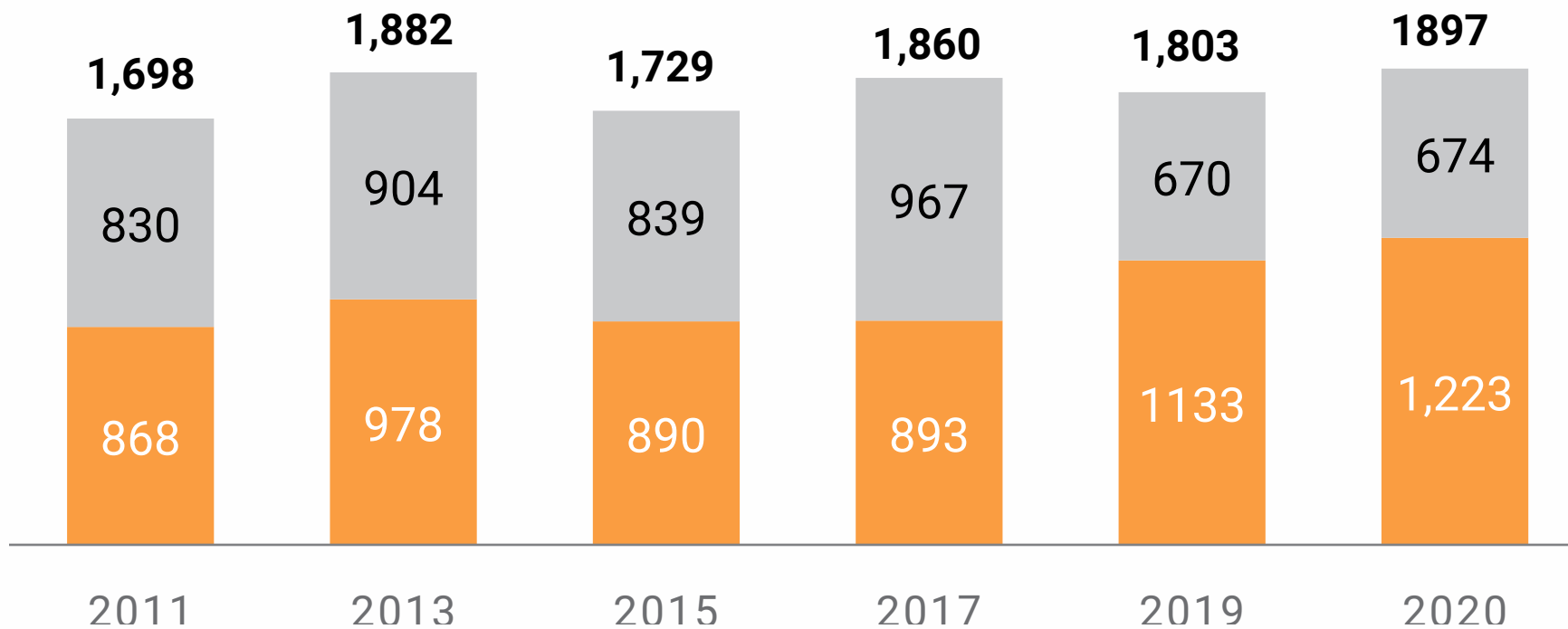


**HOME**  **GOOD**  
Santa Barbara County

---

# Trend Analysis

■ Unsheltered ■ Sheltered

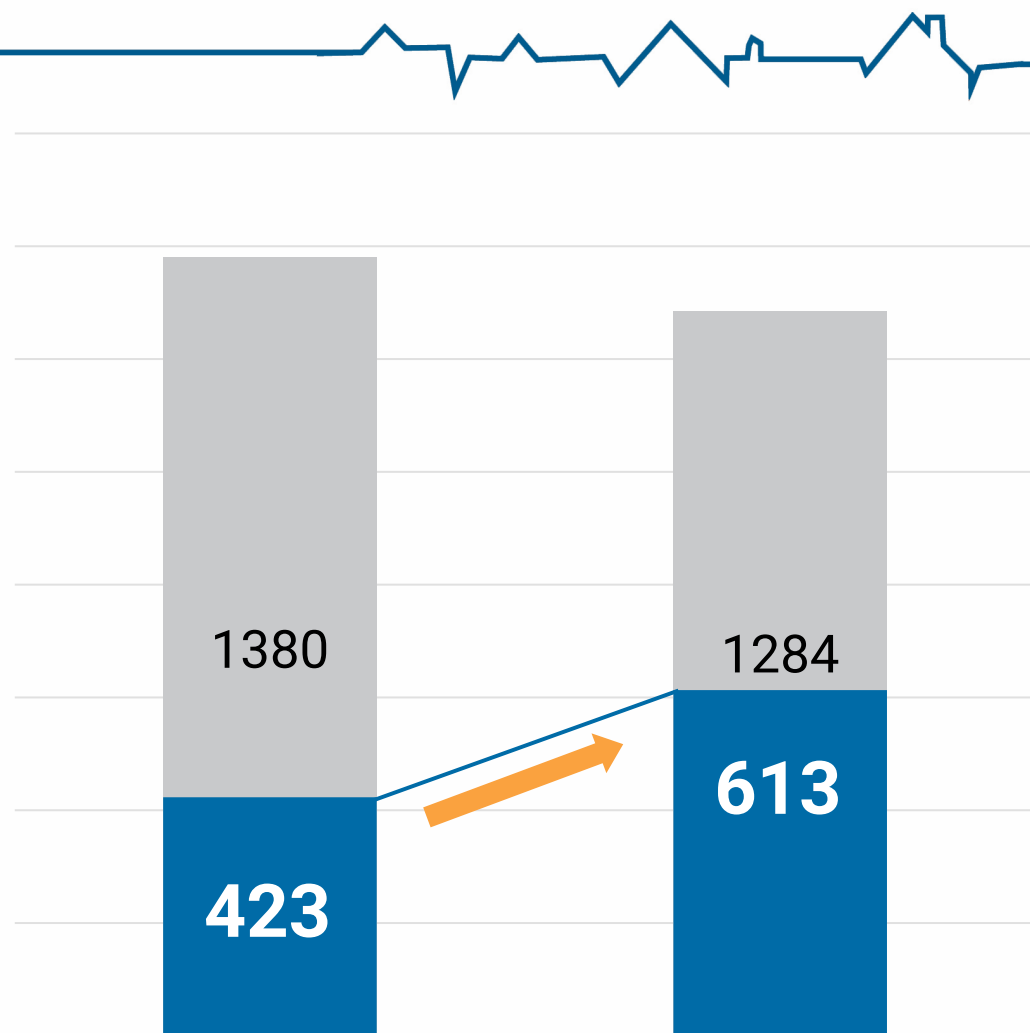


# Trend Analysis

- Chronic
- Non Chronic

Chronic homelessness increased by

**45%** ↑



---



# General Street Count & Survey

- The Point-in-Time (PIT) Count occurred primarily via a PIT mobile census app on Wednesday, January 29, 2020 from 5:30am - 8:30am
  - Full County Coverage – 89 census tract map routes
  - Vehicle count conducted in Safe Parking programs and during street count.
  - Special Youth counts conducted in afternoon in north and south county locations
  - **444** community & agency volunteers and **56** homeless guides participated
  - **8** Logistics Centers organized to send teams into the field
-



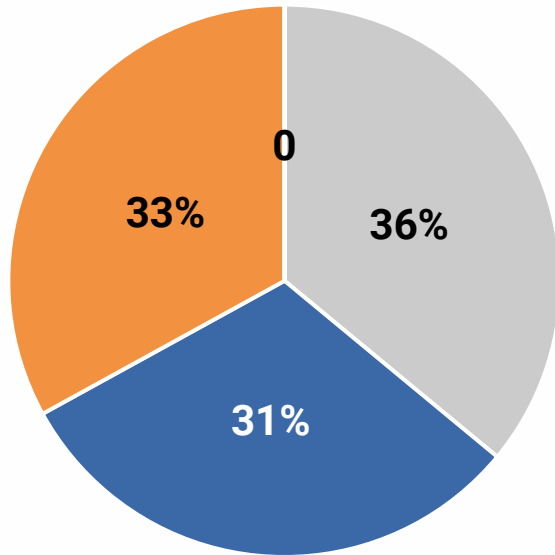
# PIT Count by Area

City/Area	2020 Total	2019 Total
Carpinteria	39	21
Summerland	8	8
Montecito	6	6
Goleta	166	119
Santa Barbara	914	887
Isla Vista	69	33
South Coast areas including Gaviota, East Goleta Valley, Mission Canyon and Toro Canyon.	90	not reported
Lompoc	211	249
Vandenberg Village/Mission Hills	5	
Buellton/Solvang/Santa Ynez Valley	2	5
Santa Maria	382	464
Orcutt	2	7
Guadalupe	3	4
New Cuyama	0	0

---

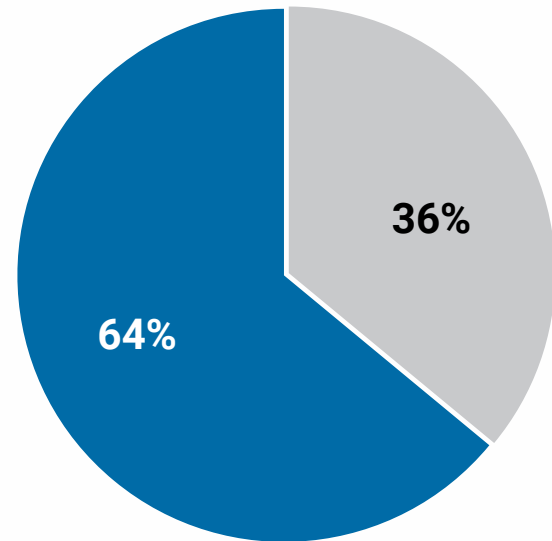


## Sleeping Location



■ Sheltered ■ Streets/Encampments ■ Vehicles

## Sheltered versus Unsheltered

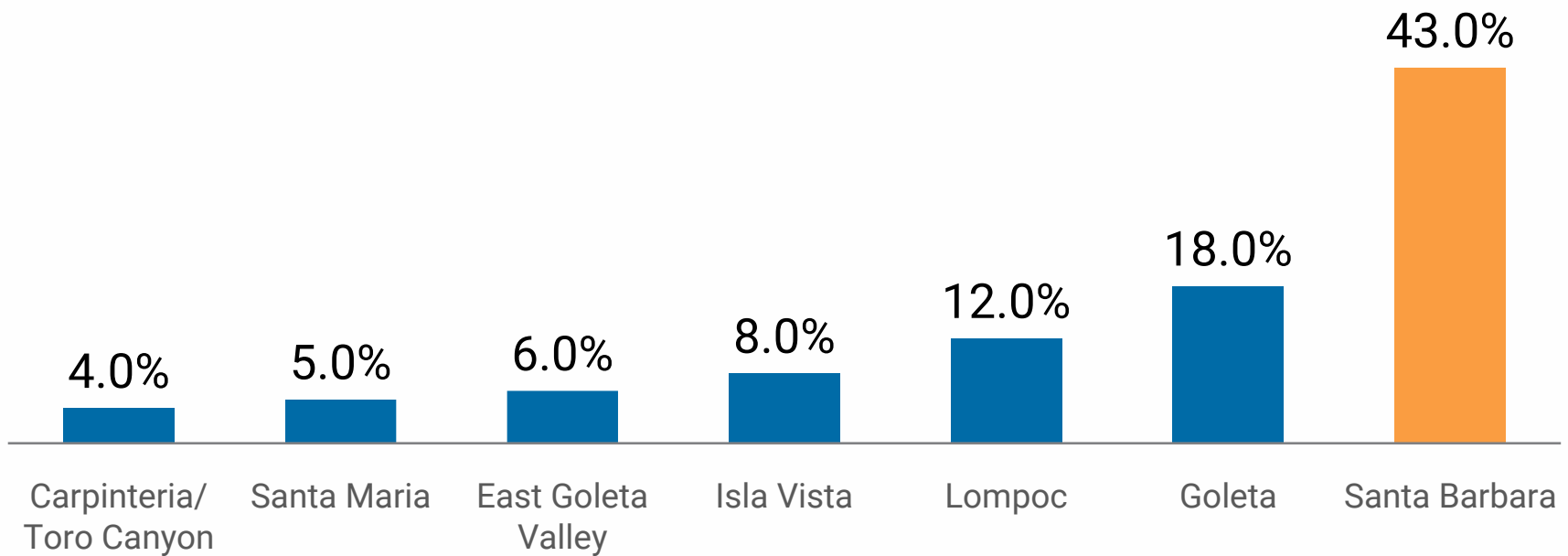


■ Sheltered ■ Unsheltered

---

---

## Vehicle Residency by City (Top 7 Responses)

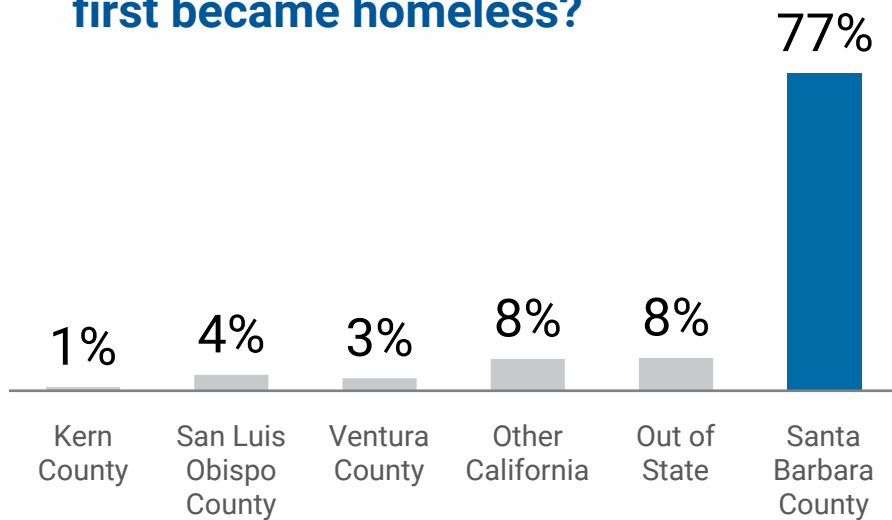


*n*=522

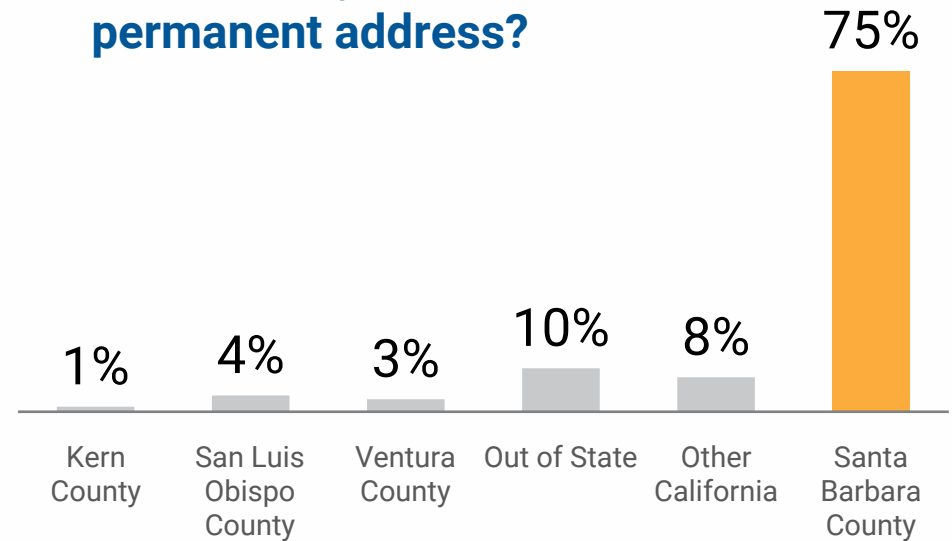
---

# Localism

Where were you living when you first became homeless?



Where was your most recent permanent address?



N=2970 clients in the recent PIT Year





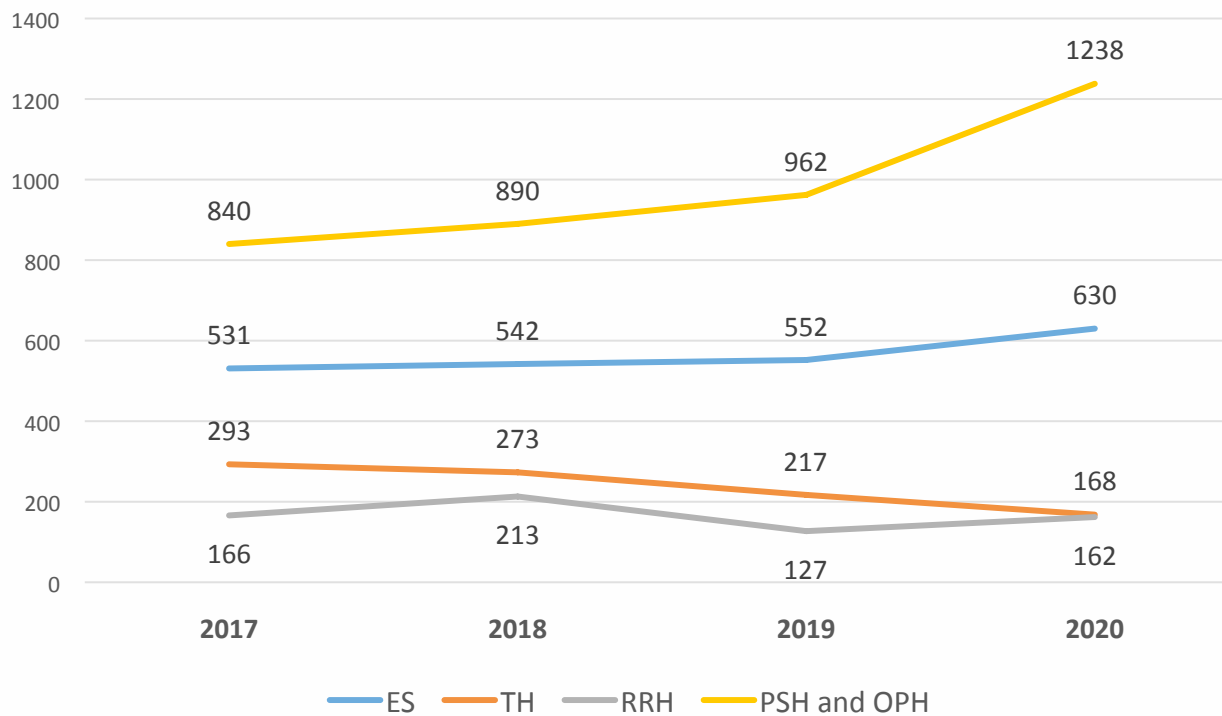
# Subpopulation Comparisons

	2020 Total	2019 Total
<b>Individuals</b>	<b>1521</b>	<b>1423</b>
<b>Families</b>	<b>90</b>	<b>115</b>
<b>People in families</b>	<b>315</b>	<b>368</b>
<b>Children in families</b>	<b>185</b>	<b>226</b>
<b>Chronically Homeless persons</b>	<b>613</b>	<b>423</b>
<b>Veterans</b>	<b>210</b>	<b>118</b>
<b>Unaccompanied Youth and Young Adults</b>	<b>98</b>	<b>93</b>
<b>Children with Parenting Youth</b>	<b>8</b>	<b>12</b>

# Housing Inventory Count

Total 2020 HIC Bed Count= 2198

Total Bed Counts Over 4 Years



Total Bed Increase by **18%**

---



# Thank you!

**HOME****GOOD**  
Santa Barbara County

