



GIVE. ADVOCATE. VOLUNTEER.
LIVE UNITED



LUSD Power Readers - Reading Plus Weekly Executive Summary

May 17, 2017

Total Students Enrolled to-date: 2,404 (up 4 students since last week's report)

USAGE:

(See On/Close to Schedule column on attached report for each individual school's usage). Of the 2,404 students enrolled, 1,756 Students (73%) are On/Close to Schedule, 38 students (2%) have not assessed, and 610 students (25%) are Off Schedule. This is entirely based on each school's/class Weekly Assignments as assigned by either Site Leads or their classroom teachers.

AVERAGE LEVEL GAINS:

The district average level gain is 2.0 grade levels (same as last week's report). Above this average, VMS, La Canada, and **new this week, Miguelito**, have an average of 3 grade levels gained!

- Students in the 1-20 (278 students) SeeReader story range have an average of 0.1 grade levels of improvement.
- Students in the 21-40 (328 students) SeeReader story range have an average of 0.7 grade levels of improvement.
- Students in the 41-60 (414 students) SeeReader story range have an average of 1.5 grade levels of improvement.
- **Students in the 61-80 (445 students) SeeReader story range have an average of 2.2 grade levels of improvement.**
- **Students in the 81-100 (367 students) SeeReader story range have an average of 2.6 grade levels of improvement.**
- **Students in the 101-120 (238 students) SeeReader story range have an average of 3.2 grade levels of improvement.**
- **Students in the 121-140 (104 students) SeeReader story range have an average of 3.4 grade levels of improvement.**
- **Students in the 141-160 (69 students) SeeReader story range have an average of 3.8 grade levels of improvement.**
- **Students in the 161-180 (41 students) SeeReader story range have an average of 4.4 grade levels of improvement.**
- **Students in the 181-200 (23 students) SeeReader story range have an average of 4.6 grade levels of improvement.**
- **Students in the 201+ (45 students) SeeReader story range have an average of 5.6 grade levels of improvement.**

AVERAGE RATE GAINS (SILENT WPM):

The district average rate gain of all schools is currently at 71 wpm (up 1 wpm since last week's report). Schools using the program range from 53 wpm (Crestview) up to 105 wpm (VMS). 64% of all students using the program are reading at their grade level appropriate Rate Target (same as last week's report).

STUDENTS AT/CLOSE TO GRADE LEVEL:

Currently, the percentage of those students enrolled in and using the program in your district that are near, at or above grade level is 64% (same as last week's report). Above this average are La Honda (93%), Miguelito and Buena Vista (82%), La Canada (78%), Los Berros (71%), VMS (70%), and Fillmore (65%).

Please let me know if you have any questions or concerns.

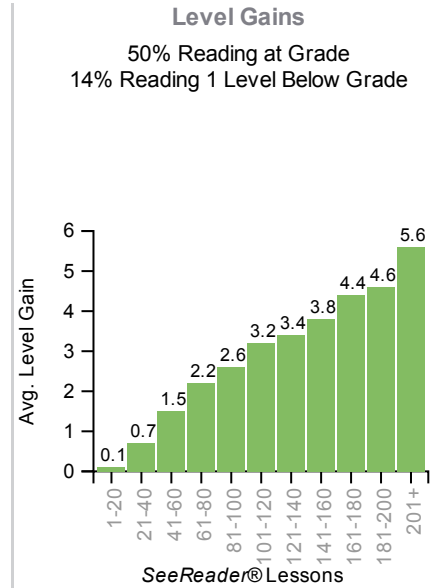
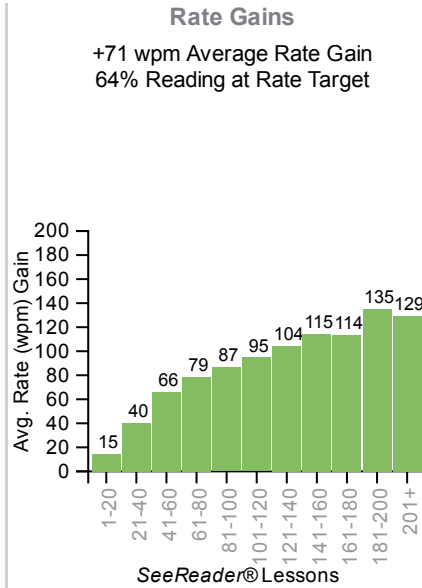
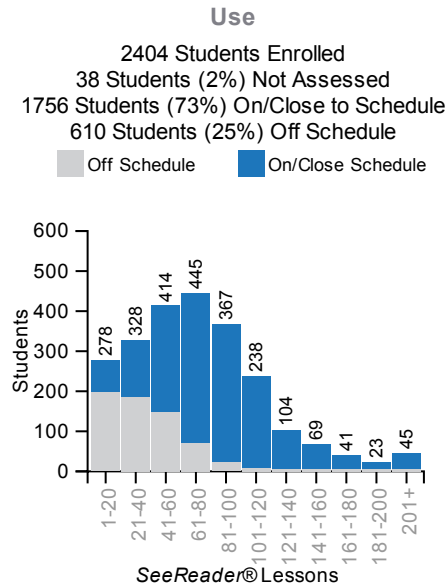
Dawn May

Director of Educational Services, Northern Santa Barbara County United Way

May 17, 2017 9:23AM

District Instructional Summary Report

Date range : All Completed Weeks



Site	Enrolled	Use ▼	Avg SR Lessons	Avg. Rate Gains (wpm)	Avg. Level Gains	% At/Close to Grade
Vandenberg Middle School	77	<div style="width: 74%; background-color: blue; height: 15px;"></div> 74	99	105	3	70%
Miguelito Elementary School	252	<div style="width: 228%; background-color: blue; height: 15px;"></div> 228	92	82	3	82%
La Canada Elementary School	289	<div style="width: 253%; background-color: blue; height: 15px;"></div> 253	100	82	3	78%
Buena Vista Elementary School	366	<div style="width: 288%; background-color: blue; height: 15px;"></div> 288	59	71	2	82%
Leonora Fillmore Elementary School	374	<div style="width: 292%; background-color: blue; height: 15px;"></div> 292	73	59	2	65%
Crestview Elementary School	142	<div style="width: 101%; background-color: blue; height: 15px;"></div> 101 <div style="width: 41%; background-color: grey; height: 15px;"></div> 41	46	53	1	63%
Lompoc Valley Middle School	72	<div style="width: 51%; background-color: blue; height: 15px;"></div> 51 <div style="width: 20%; background-color: grey; height: 15px;"></div> 20	67	70	2	31%
Arthur Hapgood Elementary School	187	<div style="width: 131%; background-color: blue; height: 15px;"></div> 131 <div style="width: 53%; background-color: grey; height: 15px;"></div> 53	65	83	2	59%
Los Berros Elementary School	115	<div style="width: 74%; background-color: blue; height: 15px;"></div> 74 <div style="width: 38%; background-color: grey; height: 15px;"></div> 38	42	60	1	71%
Clarence Ruth Elementary School	259	<div style="width: 163%; background-color: blue; height: 15px;"></div> 163 <div style="width: 94%; background-color: grey; height: 15px;"></div> 94	88	66	2	58%
Lompoc High School	230	<div style="width: 87%; background-color: blue; height: 15px;"></div> 87 <div style="width: 142%; background-color: grey; height: 15px;"></div> 142	55	64	2	10%
La Honda Elementary School	41	<div style="width: 14%; background-color: blue; height: 15px;"></div> 14 <div style="width: 15%; background-color: grey; height: 15px;"></div> 15	59	57	2	93%
Mission Valley School	0		0	-	-	0%
Maple High School	0		0	-	-	0%
INACTIVE- Lompoc USD	0		0	-	-	0%

Forinash Community Day School	0	<input type="text"/>	0	-	-	0%
Cabrillo High School	0	<input type="text"/>	0	-	-	0%
Total	2404	1756	73	71	2.0	64%

On/Close to Schedule
 Off Schedule
 Not Assessed

Schedule Status information is based on the weekly use schedules educators set for their *Reading Plus* classes, and does not necessarily reflect either adequate or inadequate use of the *Reading Plus* system.

On/Close to Schedule - Number (represented by blue) of enrolled students who have completed at least 80% of all assigned *SeeReader* lessons

Off Schedule - Number (represented by gray) of enrolled students who have completed less than 80% of all assigned *SeeReader* lessons

Avg. SR Lessons - Average number of completed *SeeReader* lessons

Avg. Rate Gains (wpm) - Average words-per-minute rate gains

Rate Target - Grade-appropriate silent reading rate, based on national grade-level norms

% At/Close to Grade Level - Percentage of students currently reading *SeeReader* content either at or above grade level, or just one level below grade level

Total - Instructional data (lessons, gains, level position) reflects students who have completed 1 or more *SeeReader* lessons.